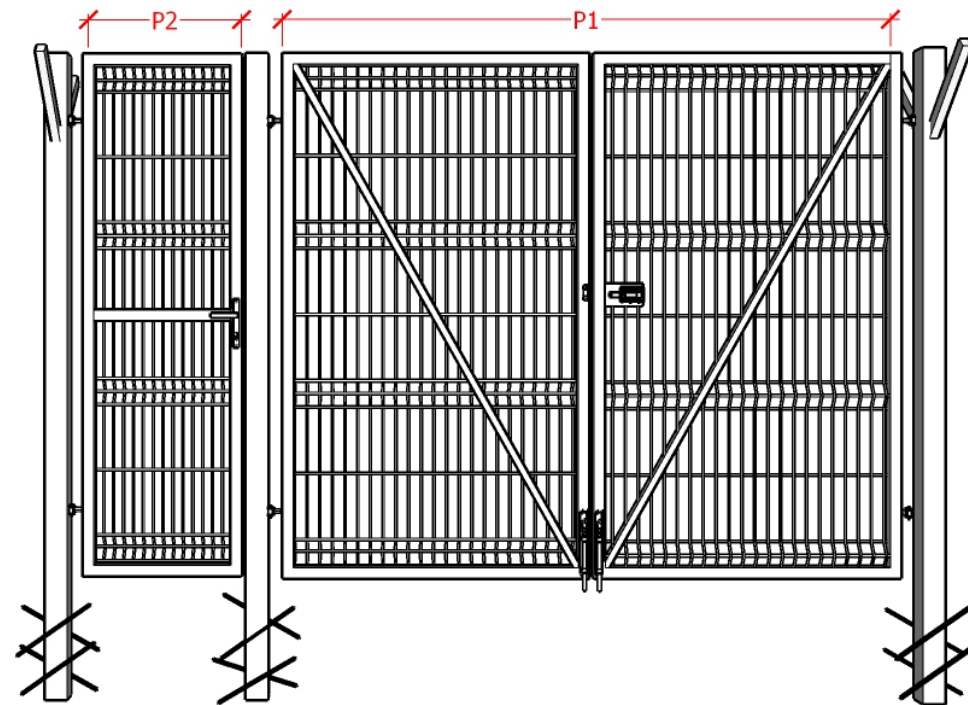
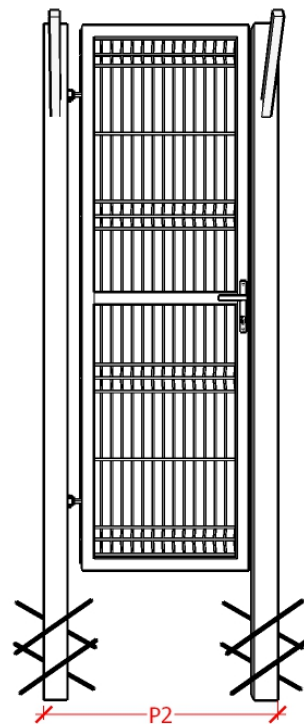
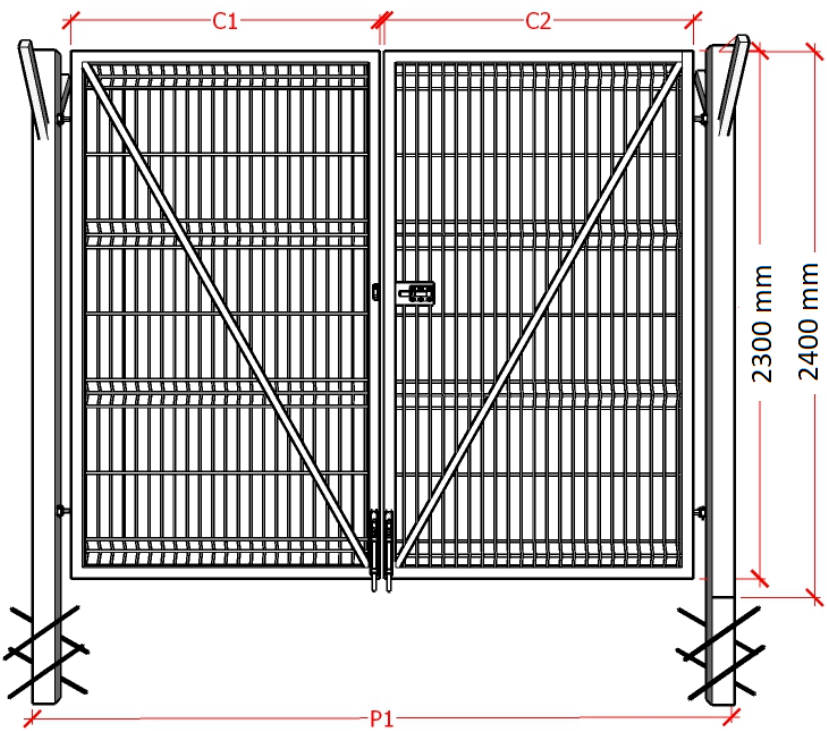


MODEL 1 - LATIME 4000 MM
STALPI DE POARTA TIP Y DIN TEAVA 80X80X4 MM - H 3000 MM; bratul stalpilor este din teava 40x40x2 mm

POARTA AUTO P1			
C1		C2	
1500 L X 2400 H		1500 L X 2400 H	
CADRU POARTA 40X40X2 MM		CADRU POARTA 50X40X2 MM	
Pret fara tva	Pret cu tva	Pret fara tva	Pret cu tva
2630.55	3130.35	2742.69	3263.80

POARTA PIETONALA P2			
1000 L X 2400 H			
CADRU POARTA 40X40X2 MM		CADRU POARTA 50X40X2 MM	
Pret fara tva	Pret cu tva	Pret fara tva	Pret cu tva
2061.14	2452.76	2101.88	2501.24

SISTEM ALATURAT P1 + P2			
CADRU POARTA 40X40X2 MM		CADRU POARTA 50X40X2 MM	
Pret fara tva	Pret cu tva	Pret fara tva	Pret cu tva
4237.39	5042.494	4390.17	5224.30



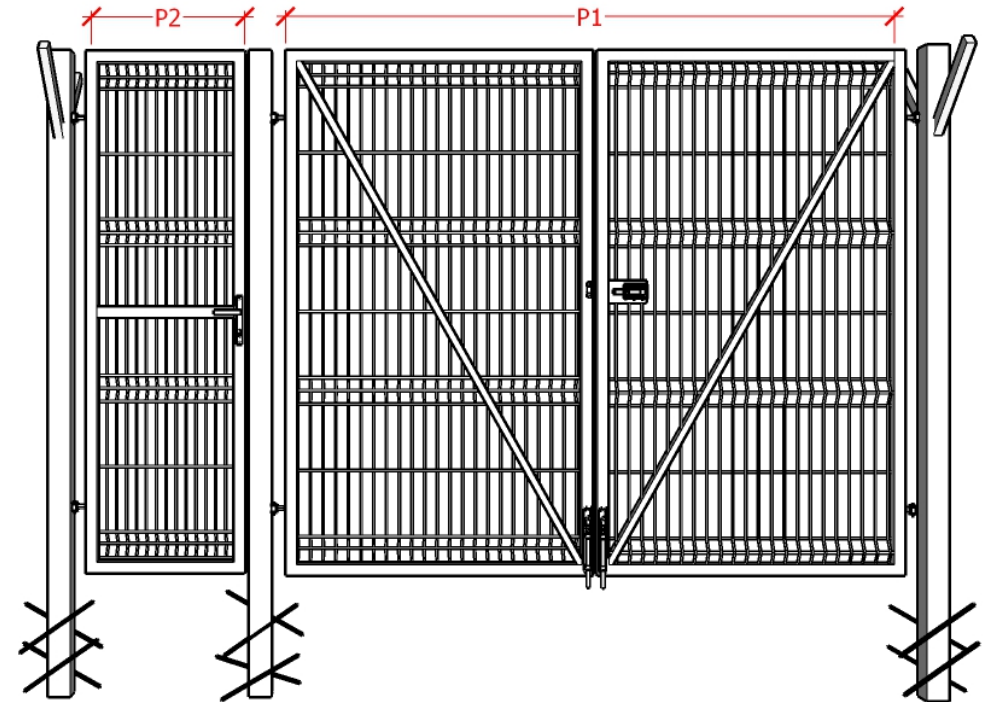
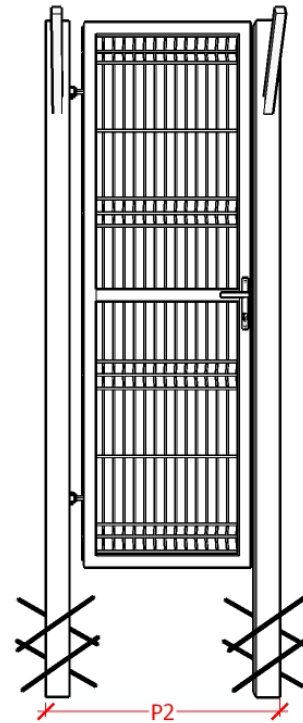
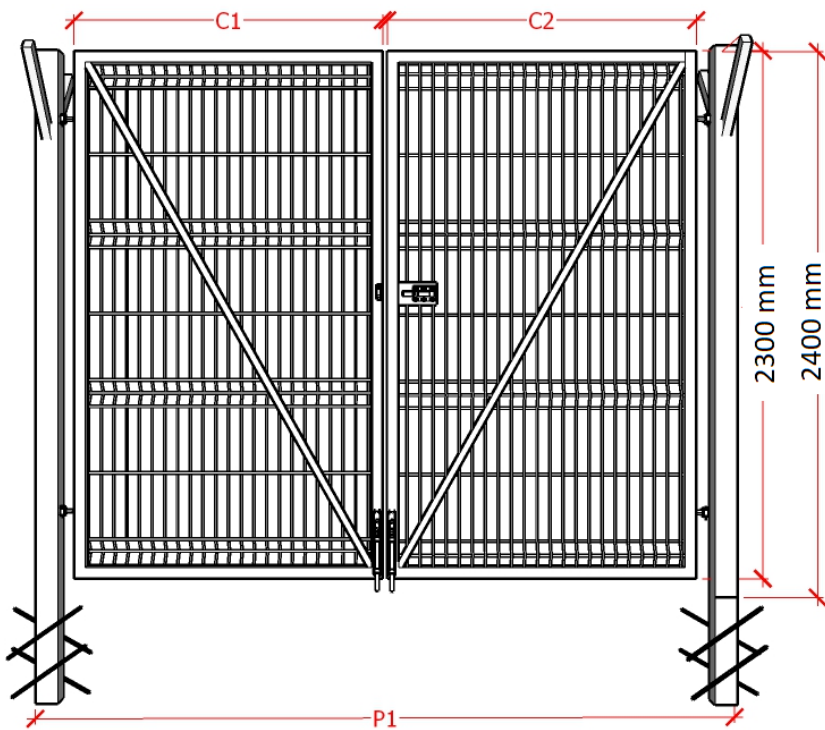
MODEL 1 - LATIME 5000 MM

STALPI DE POARTA TIP Y DIN TEAVA 100x100x4 MM - H 3200 MM; bratul stalpilor este din teava 40x40x2 mm

POARTA AUTO P1					
C1			C2		
2000 L X 2400 H			2000 L X 2400 H		
CADRU POARTA 40X40X2 MM		CADRU POARTA 50X40X2 MM		CADRU POARTA 60X40X2 MM	
Pret fara tva	Pret cu tva	Pret fara tva	Pret cu tva	Pret fara tva	Pret cu tva
3800.44	4522.524	3943.03	4692.21	4085.63	4861.90

POARTA PIETONALA P2					
1000 L X 2400 H					
CADRU POARTA 40X40X2 MM		CADRU POARTA 50X40X2 MM		CADRU POARTA 60X40X2 MM	
Pret fara tva	Pret cu tva	Pret fara tva	Pret cu tva	Pret fara tva	Pret cu tva
2897.79	3448.37	2938.53	3496.85	2979.28	3545.34

SISTEM ALATURAT P1+P2					
CADRU POARTA 40X40X2 MM		CADRU POARTA 50X40X2 MM		CADRU POARTA 60X40X2 MM	
Pret fara tva	Pret cu tva	Pret fara tva	Pret cu tva	Pret fara tva	Pret cu tva
5825.51	6932.357	6008.85	7150.53	6192.18	7368.69



MODEL 1 - LATIME 5000 MM DISPONIBIL PE STOC
STALPI DREPTI DE POARTA DIN TEAVA 100x100x4 MM - H 3300 MM

POARTA AUTO P1	
C1	C2
2000 L X 2400 H	2000 L X 2400 H
CADRU POARTA 50X50X2 MM	
Pret fara tva	Pret cu tva
4085.63	4861.90

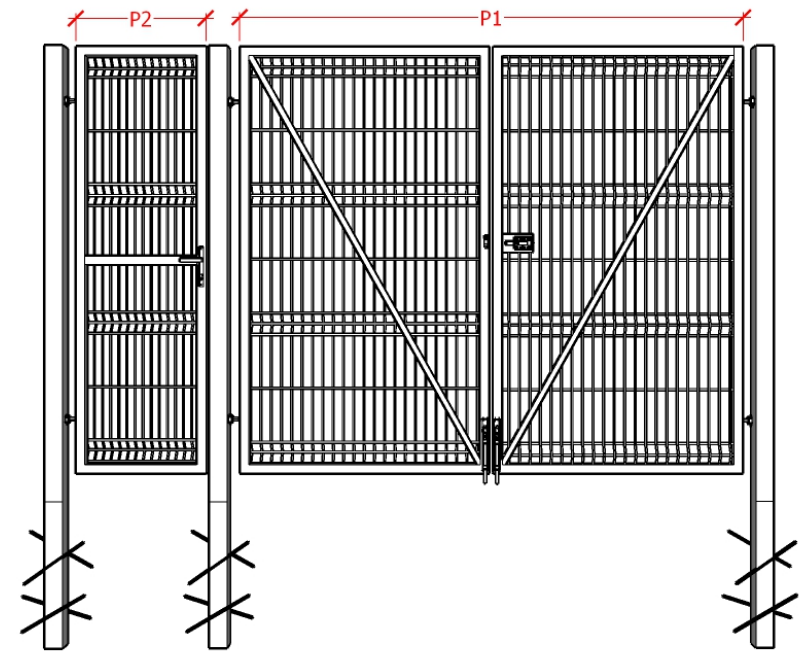
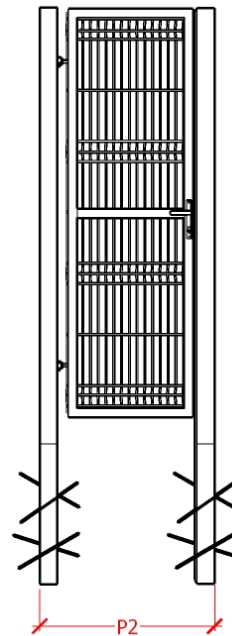
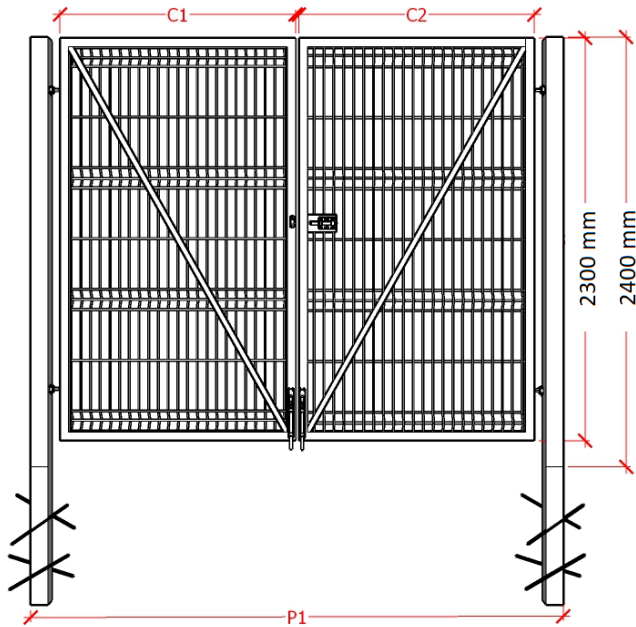
POARTA PIETONALA P2	
1000 L x 2400 H	
CADRU POARTA 50X50X2 MM	
Pret fara tva	Pret cu tva
2979.28	3545.34

SISTEM ALATURAT P1+P2	
CADRU POARTA 50X50X2 MM	
Pret fara tva	Pret cu tva
6192.18	7368.69

LA COMANDA

LA COMANDA

PE STOC



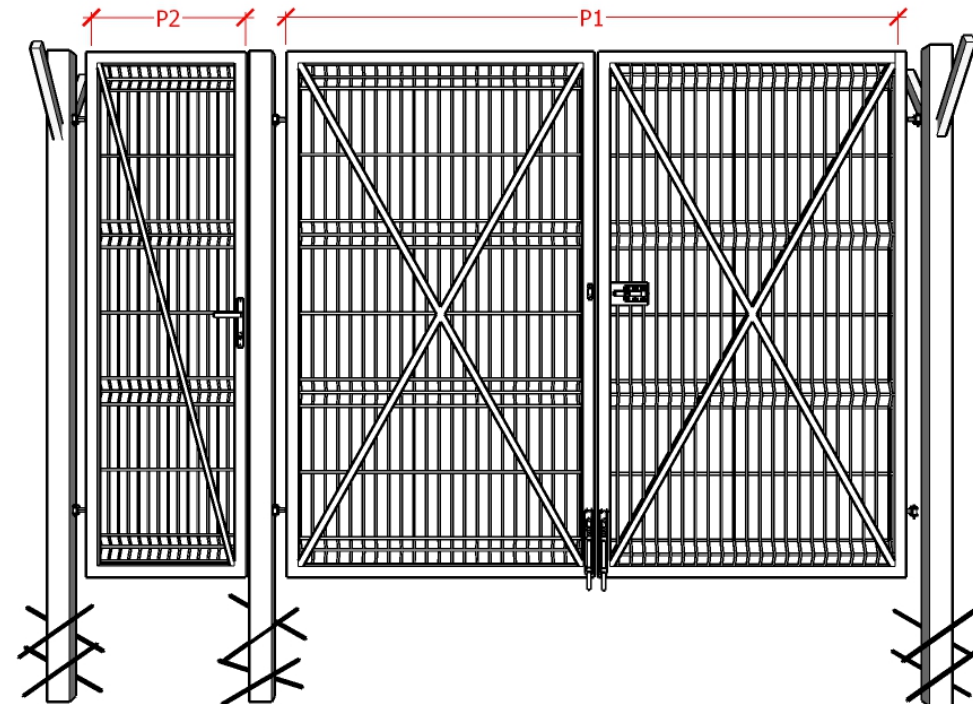
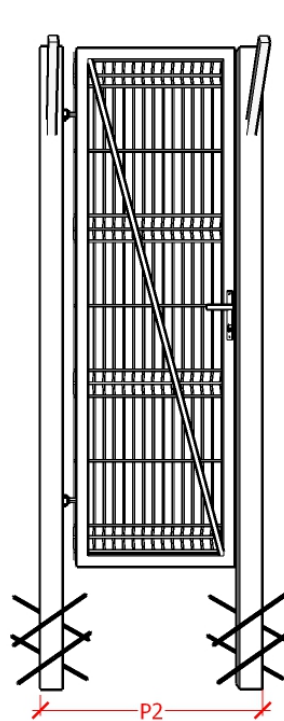
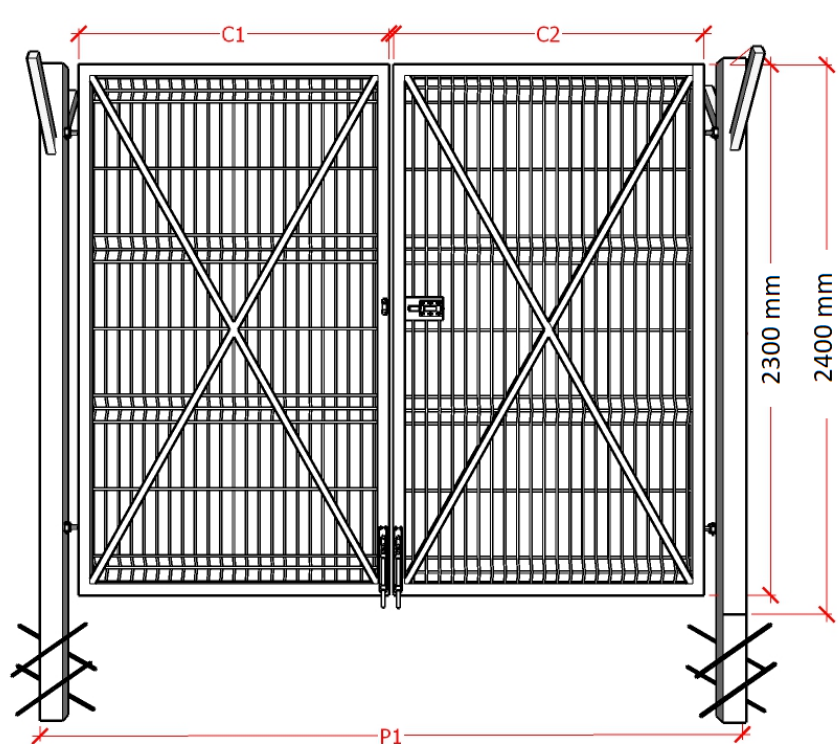
MODEL 1 - LATIME 6000 MM

STALPI DE POARTA TIP Y DIN TEAVA 100X100X5 MM - H 3400 MM; bratul stalpilor este din teava 40x40x2 mm

POARTA AUTO P1					
C1			C2		
2500 L X 2400 H			2500 L X 2400 H		
CADRU POARTA 60X40X2 MM		CADRU POARTA 50X40X3 MM		CADRU POARTA 60X40X3 MM	
Pret fara tva	Pret cu tva	Pret fara tva	Pret cu tva	Pret fara tva	Pret cu tva
4370.86	5201.32	4793.54	5704.31	5035.08	5991.75

POARTA PIETONALA P2					
1000 L X 2400 H					
CADRU POARTA 60X40X2 MM		CADRU POARTA 50X40X3 MM		CADRU POARTA 60X40X3 MM	
Pret fara tva	Pret cu tva	Pret fara tva	Pret cu tva	Pret fara tva	Pret cu tva
3046.91	3625.82	3146.37	3744.18	3203.20	3811.81

SISTEM ALATURAT P1+P2					
CADRU POARTA 60X40X2 MM		CADRU POARTA 50X40X3 MM		CADRU POARTA 60X40X3 MM	
Pret fara tva	Pret cu tva	Pret fara tva	Pret cu tva	Pret fara tva	Pret cu tva
6450.09	7675.61	6972.23	8296.95	7270.60	8652.01



MODEL 1 - LATIME 7000 MM

STALPI DE POARTA TIP Y DIN TEAVA 100X100X6 MM - H 3400 MM; bratul stalpilor este din teava 40x40x2 mm

POARTA AUTO P1			
C1		C2	
3000 L X 2400 H		3000 L X 2400 H	
CADRU POARTA 50X40X3 MM		CADRU POARTA 60X40X3 MM	
Pret fara tva	Pret cu tva	Pret fara tva	Pret cu tva
5762.76	6857.68	6046.92	7195.83

POARTA PIETONALA P2			
1000 L X 2400 H			
CADRU POARTA 50X40X3 MM		CADRU POARTA 60X40X3 MM	
Pret fara tva	Pret cu tva	Pret fara tva	Pret cu tva
3495.81	4160.014	3552.64	4227.64

SISTEM ALATURAT P1 + P2			
CADRU POARTA 50X40X3 MM		CADRU POARTA 60X40X3 MM	
Pret fara tva	Pret cu tva	Pret fara tva	Pret cu tva
8116.17	9658.242	8457.16	10064.02

